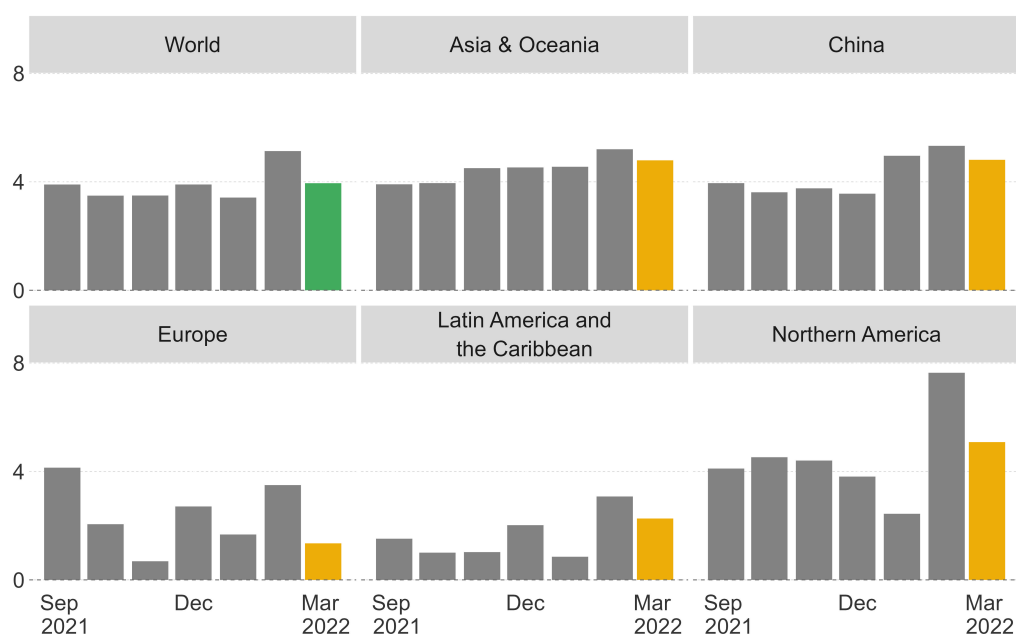


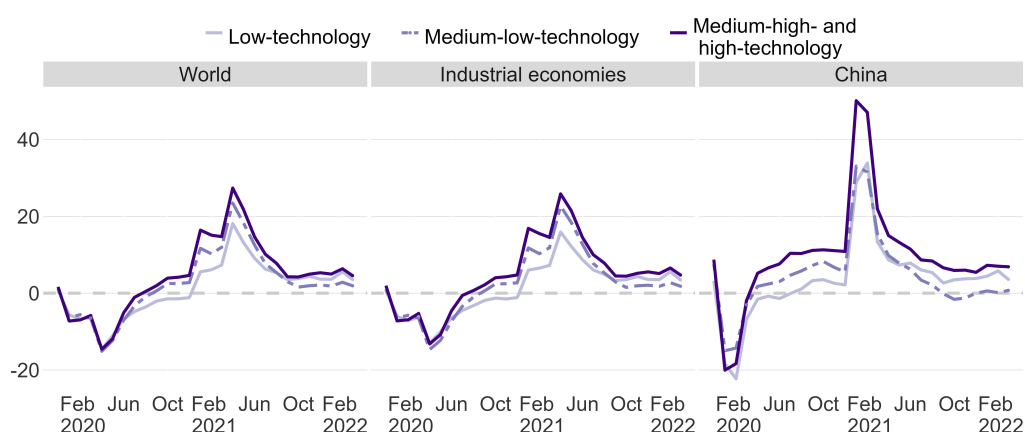
## World Manufacturing Production in March 2022

In March 2022, global manufacturing production kept growing at a stable pace, with a year-over-year growth rate of 3.9 per cent. Northern America and Asia & Oceania registered the best regional performance. This steady expansion might be at risk in the coming months, however, due to persistent disruptions in the global supply chain and rising prices in commodities and other goods. Additionally, the armed conflict in Ukraine continue to threaten the economy, globally but especially in neighboring countries, given its impact on the supply of raw materials, energy and other goods.



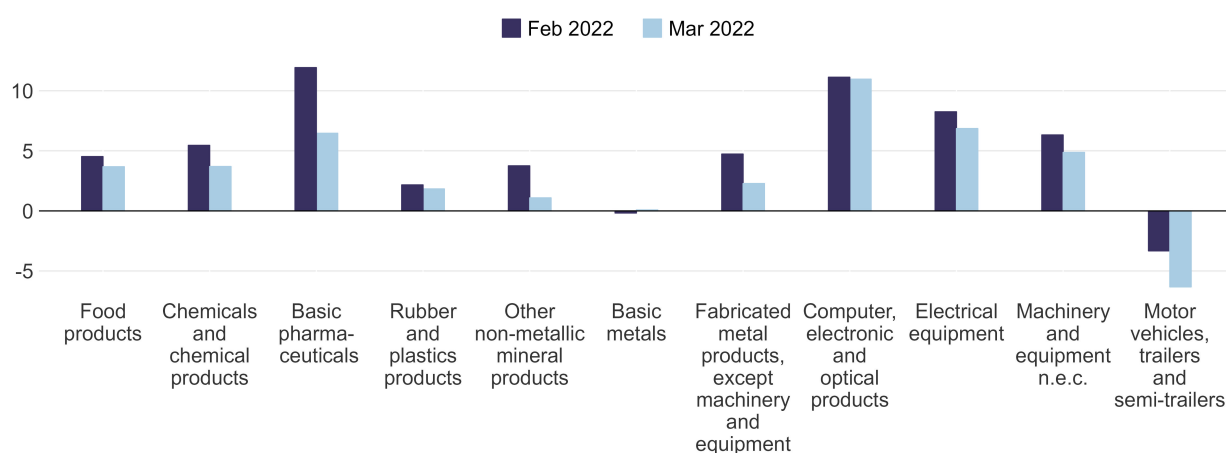
**Figure 1:** Annual growth rates of regional manufacturing output

Year-over-year growth rates of regional manufacturing production in recent months are shown in Figure 1. In March 2022, Northern America and Asia & Oceania recorded regional output increases of 5.1 per cent and 4.8 per cent, respectively. In the latter region, this positive performance was mainly attributable to China, Republic of Korea, Türkiye and the Philippines. Manufacturing production in Latin America, on the other hand, grew by a subdued 2.3 per cent. While Argentina and Mexico drove this positive result, Brazil continues to report a falling manufacturing output. European economies only achieved an output growth of 1.3 per cent, with diverse growth patterns by country.



**Figure 2:** Annual global growth rates of manufacturing production grouped by technological intensity for selected country groups

Data on industries grouped by technological intensity (Figure 2) show that sectors with higher-technological content are still growing at a faster pace, followed by low-technology industries, with an increase of 4.6 and 3.6 per cent, respectively. In contrast, industries classified as medium-technology sectors reported a comparably lower growth of 1.9 per cent. The production of automobiles, a high-technology sector that continues facing shortages in raw materials and intermediate goods, is currently the only industry still in negative territory (-6.2 per cent). On the other hand, most other medium-high- and high-technology industries, such as basic pharmaceuticals, computer, electronic and optical products as well as machinery, continue recording comparably high year-over-year growth rates (Figure 3).



**Figure 3:** Annual growth rates of global manufacturing production by industry

**Methodological note:** Preliminary index numbers of industrial production (base 2015) are obtained from national statistical sources. UNIDO conducts seasonal adjustment where necessary and appropriate. The most recent [monthly](#) and [quarterly](#) data are available on the UNIDO Statistics data portal. The detailed data for country groups used in this overview can be downloaded [here](#). Country coverage for this monthly report is limited due to data availability, with the aggregate of world manufacturing output including around 70 countries and a share of approximately 90 per cent of global manufacturing output. Information on the methodology of index numbers can be found in this [methodological document](#) as well as in this [document on seasonal adjustment](#).